

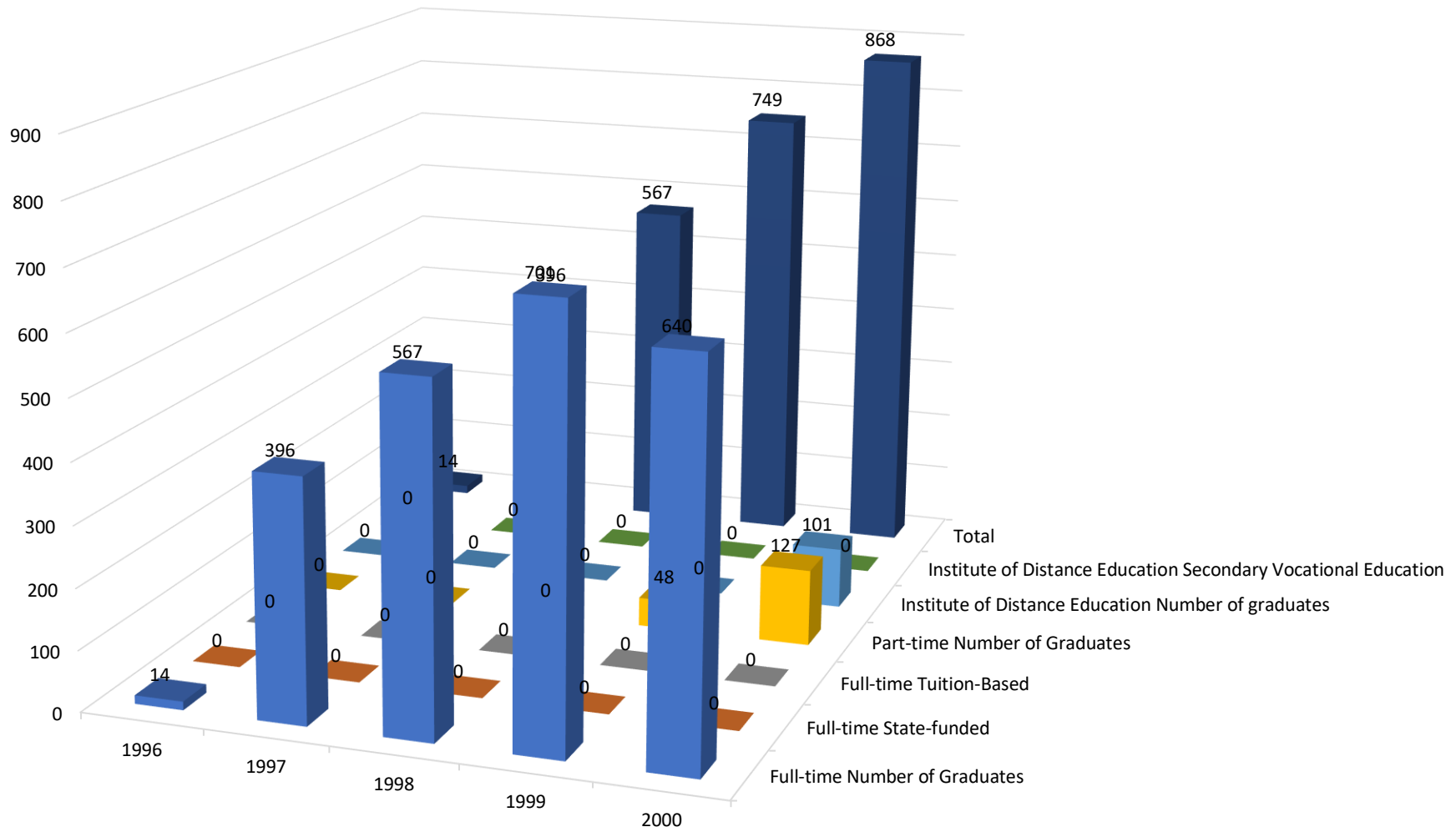
Information on JASU Graduates for the Period 1996–2025

№	Graduation Year	Full-time			Part-time	Institute of Distance Education	Secondary Vocational Education	Total
		Number of Graduates	State-funded	Tuition-Based	Number of Graduates	Number of graduates		
1	1996	14						14
2	1997	396						396
3	1998	567						567
4	1999	701			48			749
5	2000	640			127	101		868
6	2001	800			468	349		1617
7	2002	921			383	345		1649
8	2003	1016			663	275		1954
9	2004	951			575	228		1754
10	2005	666			385	238		1289
11	2006	831			349			1180
12	2007	455			415			870
13	2008	853			445	92		1390
14	2009	853			493	242		1588
15	2010	727	111	616	657	154		1538
16	2011	724	189	535	742	230	281	1977
17	2012	829	215	614	756	81	337	2003
18	2013	530	199	331	912	105	367	1914

19	2014	536	210	326	544	137	661	1878
20	2015	516	207	309	553	268	1290	2627
21	2016	954	424	530	627	290	1531	3402
22	2017	540	223	317	973	607	1293	3413
23	2018	556	207	349		622	1332	2510
24	2019	464	156	308		692	1162	2318
25	2020	618	189	429		438	1006	2062
26	2021	665	173	235		196	1005	1866
27	2022	689	212	477		291	802	1782
28	2023	1193	182	1011		377	903	2473
29	2024	1153	152	1001		316	1107	2576
30	2025	963	178	785		376	1039	2378
Total								52602

Graduation Year	Full-time			Part-time	Institute of Distance Education	Secondary Vocational Education	Total
	Number of Graduates	State-funded	Tuition-Based	Number of Graduates	Number of graduates		
1996	14						14
1997	396						396
1998	567						567
1999	701			48			749
2000	640			127	101		868

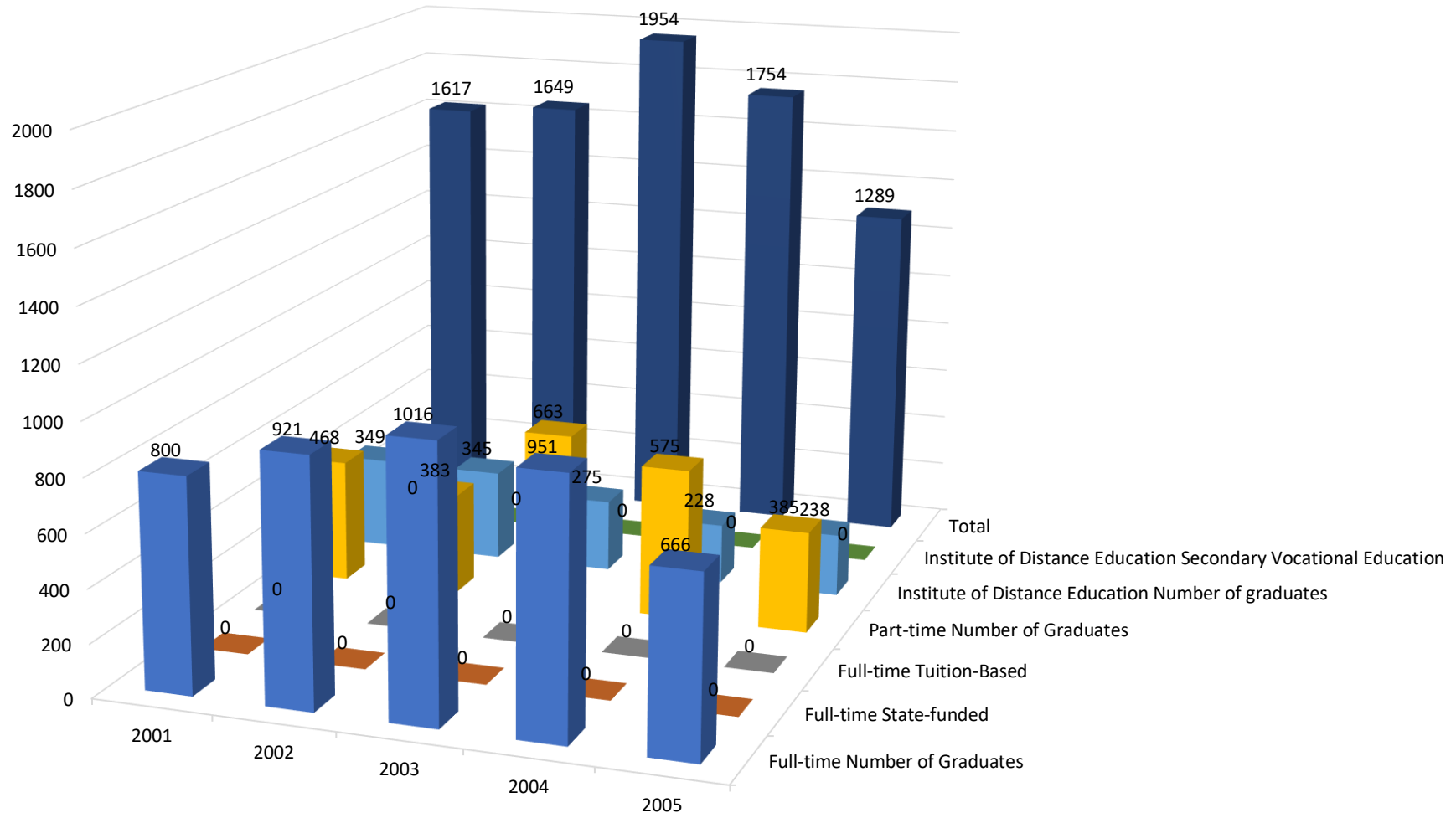
1996-2000



- Full-time Number of Graduates
- Full-time State-funded
- Full-time Tuition-Based
- Part-time Number of Graduates
- Institute of Distance Education Number of graduates
- Institute of Distance Education Secondary Vocational Education
- Total

Graduation Year	Full-time			Part-time	Institute of Distance Education	Secondary Vocational Education	Total
	Number of Graduates	State-funded	Tuition-Based	Number of Graduates	Number of graduates		
2001	800			468	349		1617
2002	921			383	345		1649
2003	1016			663	275		1954
2004	951			575	228		1754
2005	666			385	238		1289

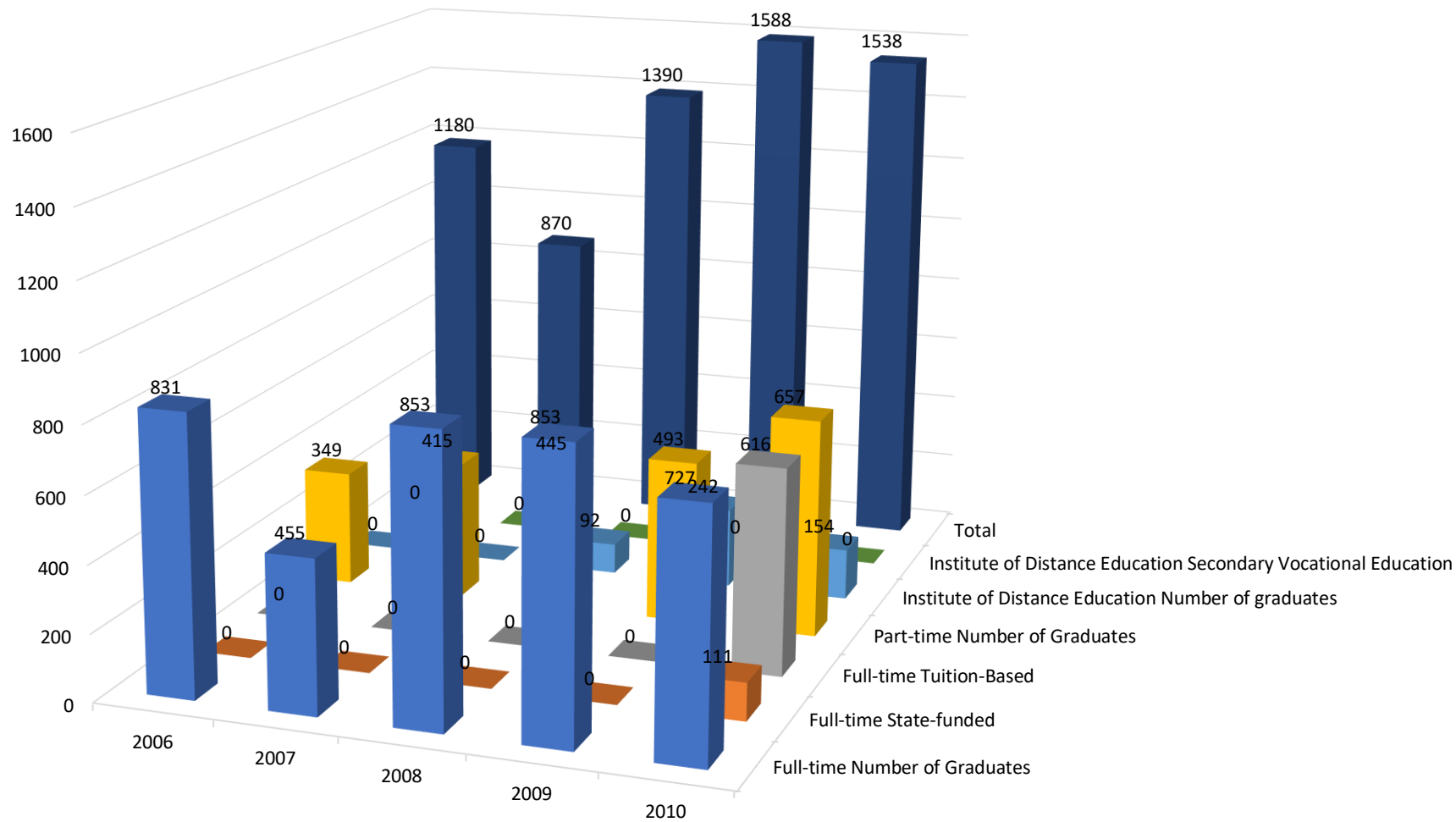
2001-2005



- Full-time Number of Graduates
- Full-time Tuition-Based
- Institute of Distance Education Number of graduates
- Total
- Full-time State-funded
- Part-time Number of Graduates
- Institute of Distance Education Secondary Vocational Education

Graduation Year	Full-time			Part-time	Institute of Distance Education	Secondary Vocational Education	Total
	Number of Graduates	State-funded	Tuition-Based	Number of Graduates	Number of graduates		
2006	831			349			1180
2007	455			415			870
2008	853			445	92		1390
2009	853			493	242		1588
2010	727	111	616	657	154		1538

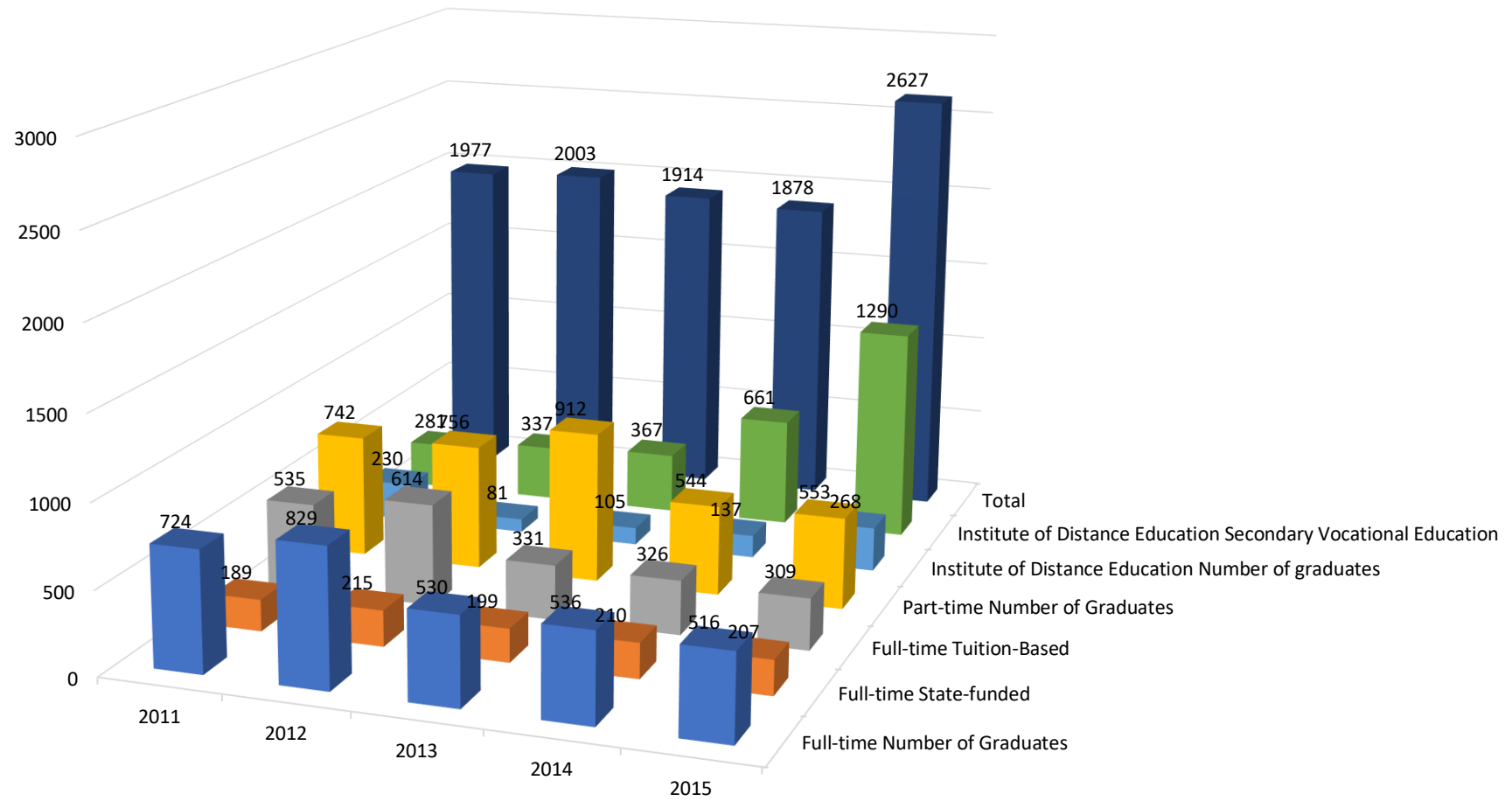
2006-2010



- Full-time Number of Graduates
- Full-time State-funded
- Full-time Tuition-Based
- Part-time Number of Graduates
- Institute of Distance Education Number of graduates
- Institute of Distance Education Secondary Vocational Education
- Total

Graduation Year	Full-time			Part-time	Institute of Distance Education	Secondary Vocational Education	Total
	Number of Graduates	State-funded	Tuition-Based	Number of Graduates	Number of graduates		
2011	724	189	535	742	230	281	1977
2012	829	215	614	756	81	337	2003
2013	530	199	331	912	105	367	1914
2014	536	210	326	544	137	661	1878
2015	516	207	309	553	268	1290	2627

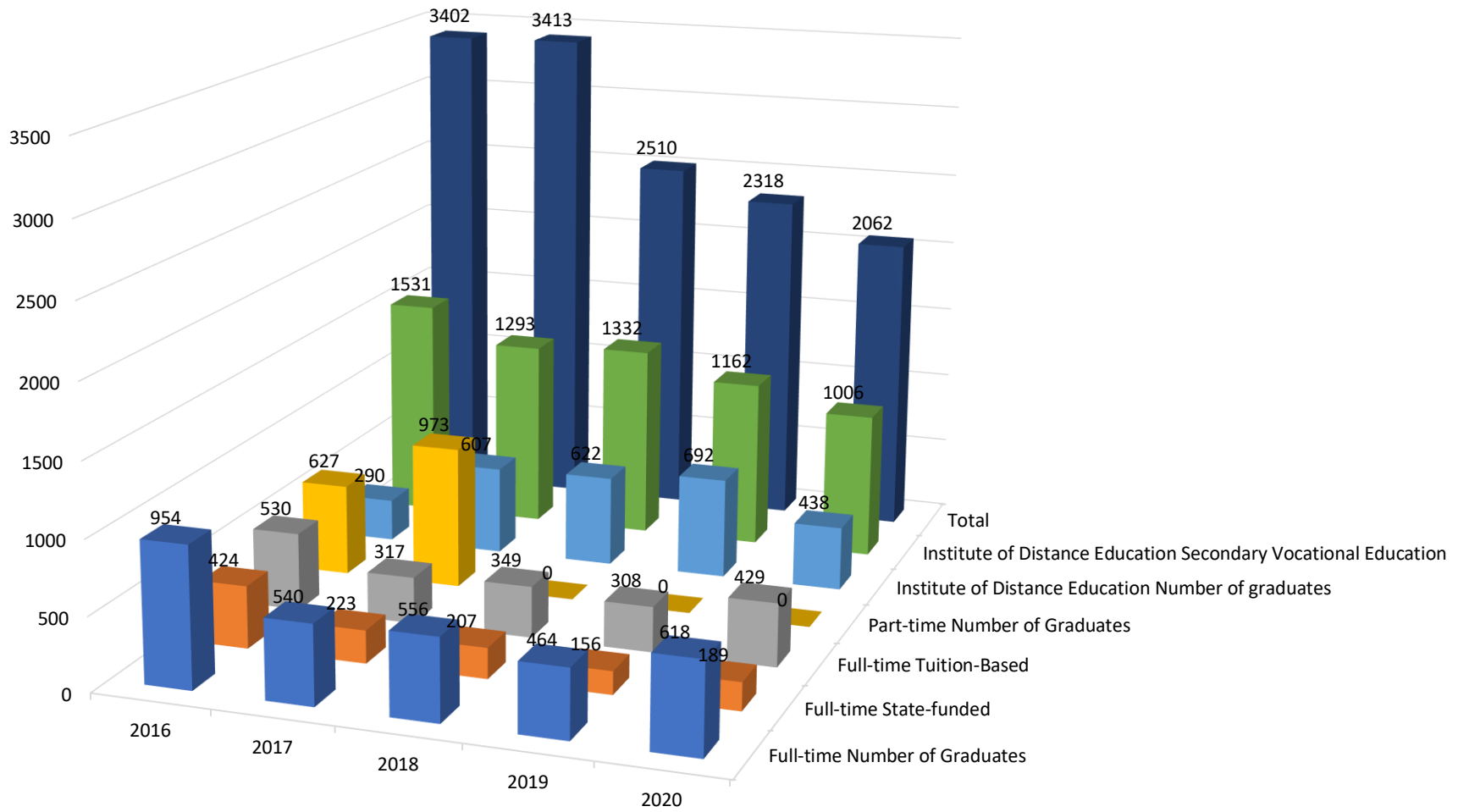
2011-2015



- Full-time Number of Graduates
 - Full-time Tuition-Based
 - Institute of Distance Education Number of graduates
 - Total
- Full-time State-funded
 - Part-time Number of Graduates
 - Institute of Distance Education Secondary Vocational Education

Graduation Year	Full-time			Part-time	Institute of Distance Education	Secondary Vocational Education	Total
	Number of Graduates	State-funded	Tuition-Based	Number of Graduates	Number of graduates		
2016	954	424	530	627	290	1531	3402
2017	540	223	317	973	607	1293	3413
2018	556	207	349		622	1332	2510
2019	464	156	308		692	1162	2318
2020	618	189	429		438	1006	2062

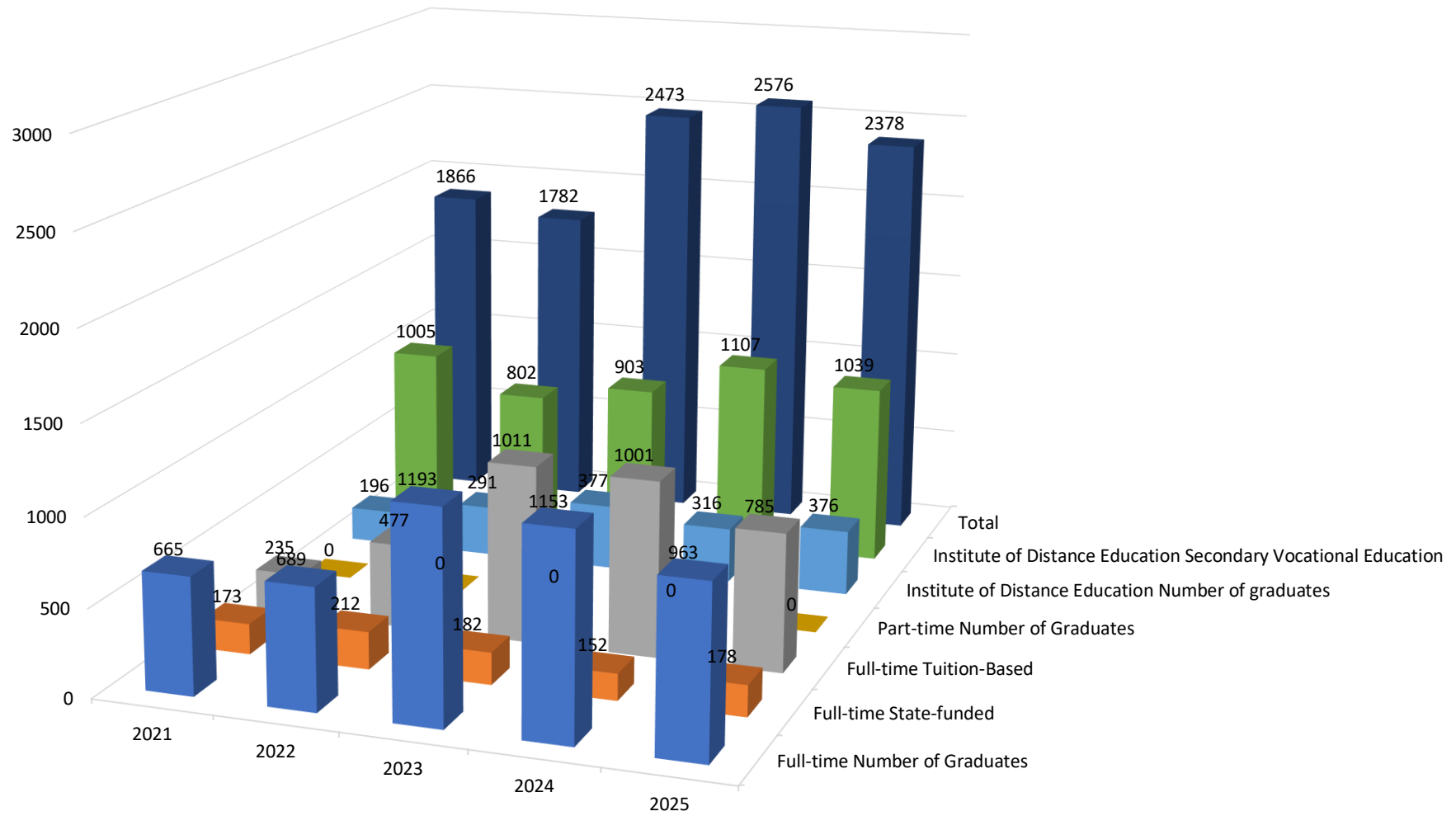
2016-2020



- Full-time Number of Graduates
- Full-time State-funded
- Full-time Tuition-Based
- Part-time Number of Graduates
- Institute of Distance Education Number of graduates
- Institute of Distance Education Secondary Vocational Education
- Total

Graduation Year	Full-time			Part-time	Institute of Distance Education	Secondary Vocational Education	Total
	Number of Graduates	State-funded	Tuition-Based	Number of Graduates	Number of graduates		
2021	665	173	235		196	1005	1866
2022	689	212	477		291	802	1782
2023	1193	182	1011		377	903	2473
2024	1153	152	1001		316	1107	2576
2025	963	178	785		376	1039	2378

2021-2025



- Full-time Number of Graduates
- Full-time State-funded
- Full-time Tuition-Based
- Part-time Number of Graduates
- Institute of Distance Education Number of graduates
- Institute of Distance Education Secondary Vocational Education
- Total

Graduation Year	1996	1997	1998	1999	2000	2001	2002	2003	2004	2005	2006	2007	2008	2009	2010	2011	2012	2013	2014	2015	2016	2017	2018	2019	2020	2021	2022	2023	2024	2025
Total	14	396	567	749	868	1617	1649	1954	1754	1289	1180	870	1390	1588	1538	1977	2003	1914	1878	2627	3402	3413	2510	2318	2062	1866	1782	2473	2576	2378

